


- **Buy a decent lock (and preferably two)**
Before visiting a cycle shop check www.soldsecure.com for certified locks. Expect to pay £40 upwards for a certified locking system.

Locking mechanisms that certified locks use include:

extension cable



d-lock



heavy chain lock

- **Locks are not for life.** Keep your security up to date.
- **Get insurance.** Check if your house insurance already covers your bicycle when away from home, and also whether the total value of the bike is covered.

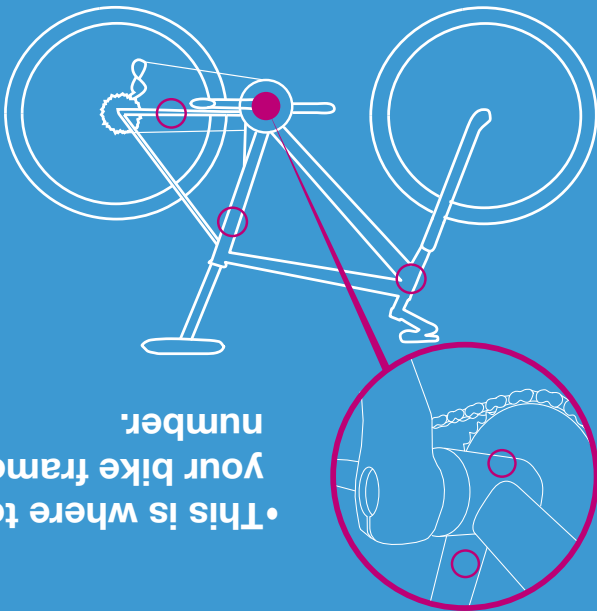
If your bike is particularly valuable you may need to insure it separately.

See www.bikeforall.net for recommended insurers.



on street bicycle parking

Think Safe. Be Safe. BikeSafe.



• This is where to find your bike frame number.

* Do this at the point of purchasing your bike, you'll never get around to it otherwise.

www.alpha-dot.co.uk www.selectamark.co.uk www.datatag.com www.smartwater.com

Other methods of security tagging for identification include:

www.immobilise.com

You can register your number with a scheme like:


Without a frame number the police don't stand a chance of recovering your bike if it's stolen.

- **Keep a record of your frame number*.**



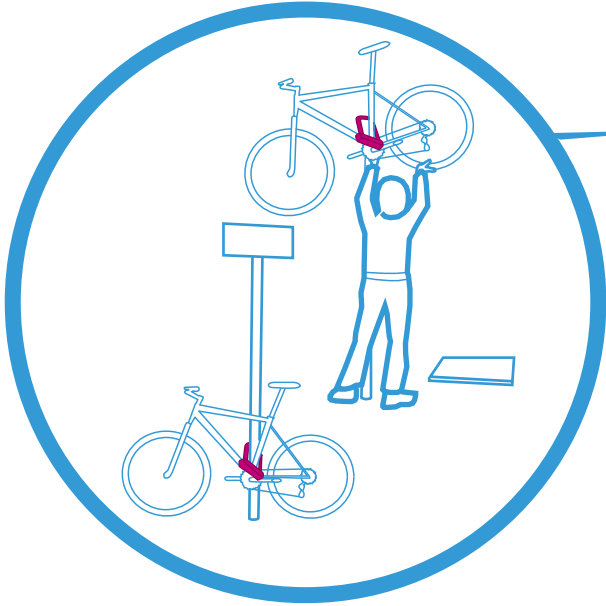
www.bikeoff.org

- Lock the frame and both wheels to the stand or strong immovable object
- Make the lock and bike hard to manoeuvre when parked
- Do not allow thieves to place your lock(s) in contact with the ground



Common Perpetrator Techniques

TIP - Always lock both wheels and frame to a cycle stand

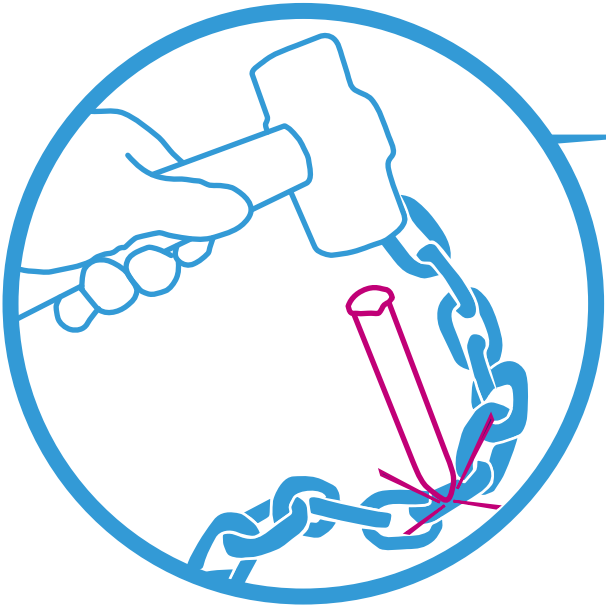


Up and Over (Lifting): Thieves remove the top of the post (possibly a sign), and lift the bicycle off. They often replace the top afterwards.

Mind the Gap (Leverage): Thieves use the gap between the bike and the stand left by a loosely fitted lock to insert tools such as jacks, croppers or jemmies or may twist the bike against the lock to break it free.




TIP - Don't ride with valuables in open baskets or panniers



Breaking the chain (Impact): Thieves take advantage when the chains or locks are in contact with the ground and use a hammer and cold chisel to split them. Cheaper D-locks are vulnerable to a direct strike against the protruding end.

Parking Error (Unbolting): Only one lock has been used, and thieves steal the rest of the bike. Any easily removable part of the bike is vulnerable, unless locked up or removed by the owner.



Consideration - If you cannot use a cycle stand, please respect others' property when parking